



HV CABLE ACCESSORY FOR 66~550kV

High Efficient, Green Energy Solution



THE WORLD BEST CABLE SOLUTION LEADER

LS Cable & System supplies various cables and materials used for power grids and communication networks around the world across all industries providing its top class technology and excellent quality. The company has also developed state of the art products, such as superconductors, HVDC and submarine cables that will lead the future energy industry.

LS spun off from LG in 2003 as a group specializing in electronics, electrical systems, energy and materials.



LS Cable & System

Transmission Cable
Distribution Cable
Submarine Cable
Telecommunication Cable
Industrial Cable
Industrial Material

LSELECTRIC

Electric &
Automatic Equipments

LS-Nikko Copper

Copper Refinement

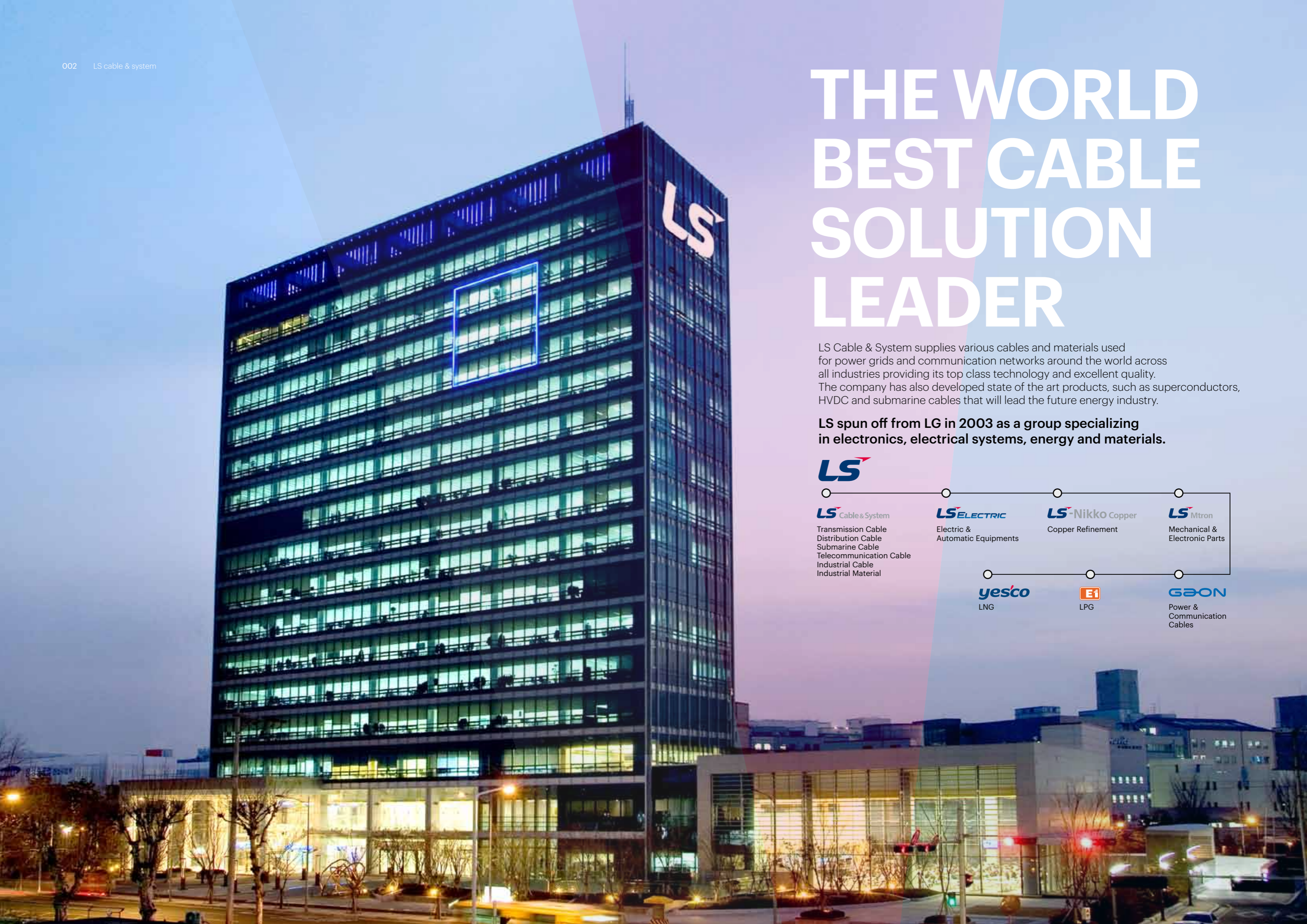
LS Mitron

Mechanical &
Electronic Parts

yesco
LNG

E1
LPG

GBON
Power &
Communication
Cables





About us

Since the company was founded in 1962, we have developed, produced and sold cable-related solutions, contributing to The establishment of power grids and communications networks at home and abroad. Our cutting-edge products such as submarine, superconducting, HV/EHV and communication cable system have been supplied to energy agencies, heavy electrical equipment manufacturers and telecommunication companies in North America, South America, Europe, Middle East and Asia, which have helped us to be Recognized as a global leading company.



EHV Connection Division

We are one of the leading cable connection providers and has own development and design institutions. We are able to provide customized products upon customer's various requirements and conditions from our most efficient and convenient solutions. We provide customized training program through our academy institution located in Korea. Our certified engineers are distinguished themselves in the fields over 50 countries in the world.

LS HV Cable Accessory for 66 ~ 550kV

As an extra high voltage cable and accessories manufacturer and a division of LS Cable, we never stop researching, designing, developing, and manufacturing products with the higher level of quality to address the ever-changing demands in everyday life as well as in the industry. Our quality control meets the most delicate requirements of international standards and the high level of quality is recognized both by local and international clients. Our commitment to develop and deliver solutions to address our customers' needs and challenges keep our technology on the cutting edge and our know-how in the field more valuable, which our customers highly appreciate. We are looking forward to working with you.

Contents

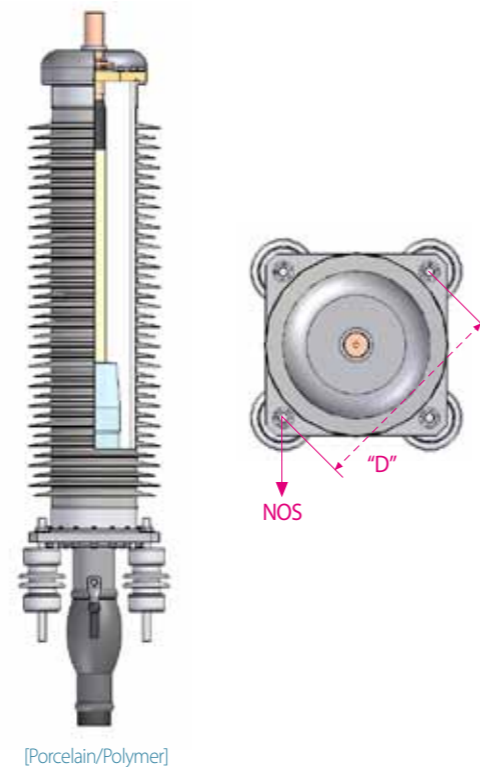
Pro-Con Outdoor Terminations	10
Pro-Con Gas Insulated Terminations	11
Pro-Con Transformer Terminations	12
Smart Pre-molded Joints	13
Reliable Oil filled accessories	14
Fit Special accessories	15
Various types of Link box	16
Test termination	17
Learning Academy for Training	18
Tools for Jointing installation	20

HV Cable Accessory for 66 ~ 550kV LS Pro-Con Outdoor Termination

Application Business

LS outdoor termination is based on pre-molded silicone rubber sleeve designed to fit with controlled interference over the cable insulation and able to follow the cable size variations with sufficient positive pressure to control the electrical stress by elastic retention of silicone material itself.

The termination is filled with polybutene oil up to optimized level where the electric stress is substantially reduced thereby not requiring an oil reservoir or monitoring system as additional maintenance expenses. The termination base plate and the cable's metallic sheath are electrically insulated from the supporting structure by means of stand off insulators designed to withstand both mechanical and electrical stresses in services. Either porcelain or polymer hollow insulator can be supplied depending upon requests. They are currently available to the maximum allowable cable conductor size of 2500mm²



[Porcelain/Polymer]

[Product Specification]

- For all types of XLPE insulated cables
- Porcelain & Polymer both available
- Without Pressurizing & Monitoring
- Configurable creepage distance design
- Self-supported type design
- Maintenance free after installation

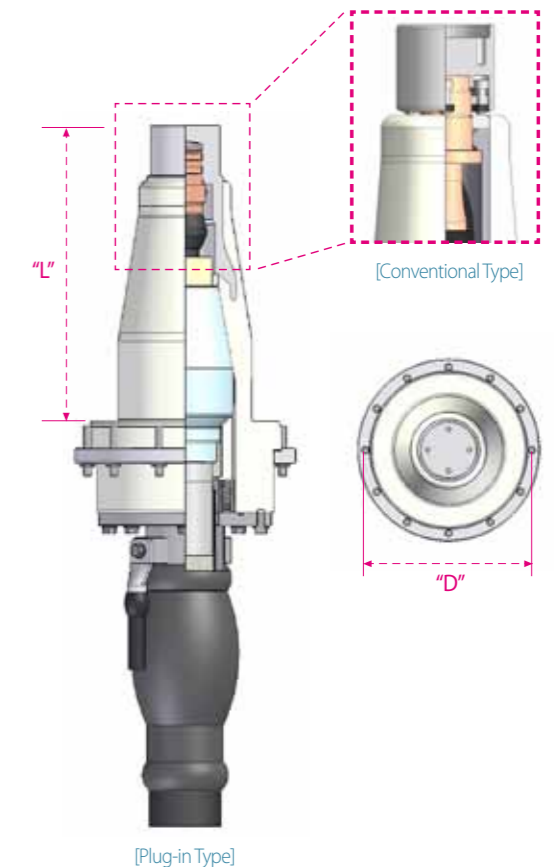
Type	Insulator Type "L"		Creepage Distance "L"		Base Plate		Operating voltage	Cable size	Special Add-on
	(mm)	(mm)	"D" (mm)	NOS	(mm)	(mm)			
LSPA-01	1500	4000	Ø490		4	725 ~ 145kV	200SQ ~ 2500SQ		
LSPA-03	2000	6000	Ø490						
LSPA-05	2400	7200	Ø490						
LSPA-07	2700	8400	Ø600						
LSPA-09	3500	11500	Ø700		6	245 ~ 300kV	300SQ ~ 2500SQ	*OP: Embedded Fiber optic box	
LSPA-11	4300	13000	Ø800						
LSPA-13	5000	16300	Ø800						
LSPA-15	5000	18700	Ø900	8					
LSPA-02	1500	4000	Ø490		4	725 ~ 145kV	200SQ ~ 2500SQ	*AH: Arching horn for Protecting insulator	
LSPA-04	2000	6400	Ø490						
LSPA-06	2400	7700	Ø490						
LSPA-08	2700	8900	Ø600						
LSPA-10	3500	11700	Ø700		6	245 ~ 300kV	300SQ ~ 2500SQ	*SB: Connection by shear bolt	
LSPA-12	4300	14000	Ø800						
LSPA-14	5000	17000	Ø800						
LSPA-16	5100	18000	Ø900	8					

* Dry flexible Type is order made designed upon request of installation conditions

HV Cable Accessory for 66 ~ 550kV LS Pro-Con GIS Termination

Application Business

The construction of SF6 gas insulated termination is based on stress relief cone and epoxy resin housing. There are mechanical devices to maintain interface pressure for dry type and embedded insulating plate to isolate between cable sheath and GIS chamber thereby not requiring an oil reservoir as additional maintenance expenses. without oil reservoir for maintenance free. The dry type could be easily installed in any position. The SVL(Sheath Voltage Limiter) can be installed to protect epoxy insulating plate from switching impulse. The main insulation components are fully examined and tested in the factory. Design and scope of supply are fully complying with IEC 60859 and IEC 62271-209 and possibly adjusted to various needs of customers such as plug-in type. They are currently available to the maximum allowable cable conductor size of 2500mm²



[Plug-in Type]

[Product Specification]

- For all types of XLPE insulated cables
- Conventional & Plug-in both available
- All dimension can be customized for existing system
- Without Pressurizing & Monitoring
- Easy adaptation for all GIS types
- Maintenance-free after installation

Type	Insulator Type according to IEC 62271-209	Insulator Size "L"		Base Plate	Operating voltage	Cable size	Special Add-on
		(mm)	"D" (mm)				
LSPG-01	Fluid filled Dimension (Figure.3)	583	Ø270	725 ~ 100kV	200SQ ~ 2500SQ		
LSPG-03		757	Ø320	123 ~ 170kV			
LSPG-05		960	Ø582	245 ~ 300kV			
LSPG-07		1400	Ø640	362 ~ 550kV			
LSPG-09	Dry Dimension (Figure.5)	310	Ø270	725 ~ 100kV	200SQ ~ 2500SQ	*OP: Embedded Fiber optic Joint box	
LSPG-11		470	Ø320	123 ~ 170kV			
LSPG-13		620	Ø475	245 ~ 300kV			
LSPG-15		960	Ø640	362 ~ 550kV			
LSPG-02	Fluid filled Dimension (Figure.3)	583	Ø270	725 ~ 100kV	200SQ ~ 2500SQ	*SL: Surge limiter for protecting	
LSPG-04		757	Ø320	123 ~ 170kV			
LSPG-06		960	Ø582	245 ~ 300kV			
LSPG-08		1400	Ø640	362 ~ 550kV			
LSPG-10	Dry Dimension (Figure.5)	310	Ø270	725 ~ 100kV	200SQ ~ 2500SQ	*SB: Connection by shear bolt	
LSPG-12		470	Ø320	123 ~ 170kV			
LSPG-14		620	Ø475	245 ~ 300kV			
LSPG-16		960	Ø640	362 ~ 550kV			

* Non-IEC Type for existing GIS is order made designed upon request of installation conditions

HV Cable Accessory for 66 ~ 550kV LS Pro-Con Transformer Termination

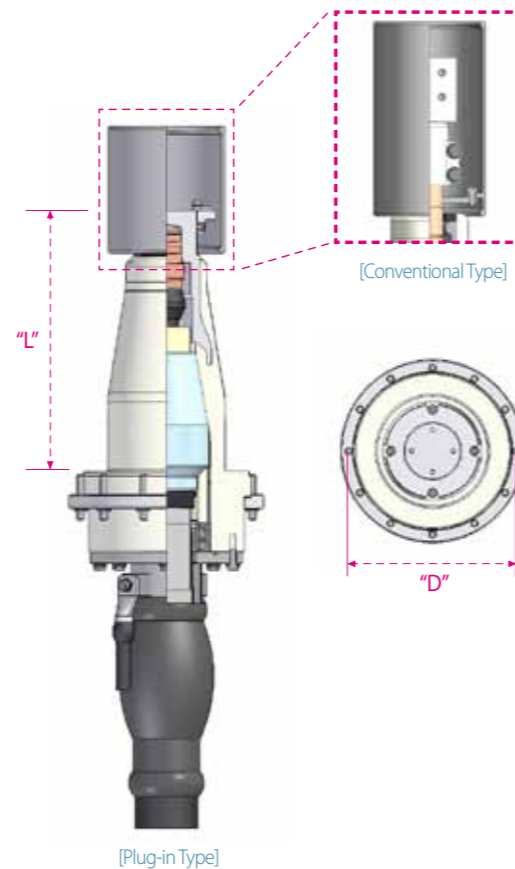
Application Business

The construction of oil immersed terminations is based on stress relief cone and epoxy housing. There are mechanical devices to maintain interface pressure for dry type and embedded insulating plate to isolate between cable sheath and Transformer chamber thereby not requiring an oil reservoir as additional maintenance expenses. The dry type could be easily installed in any position.

The main insulation components are fully examined and tested in the factory. Design and scope of supply are normally complying with EN 50299 and possibly adjusted to various needs of customers such as plug-in type. If required, terminal lug can be supplied for TR design. They are currently available to the maximum allowable cable conductor size of 2500mm²

[Product Specification]

- For all types of XLPE insulated cables
- Conventional & Plug-in both available
- All dimension can be customized for existing system
- Without Pressurizing & Monitoring
- Easy adaptation for all Transformer types
- Maintenance-free after installation



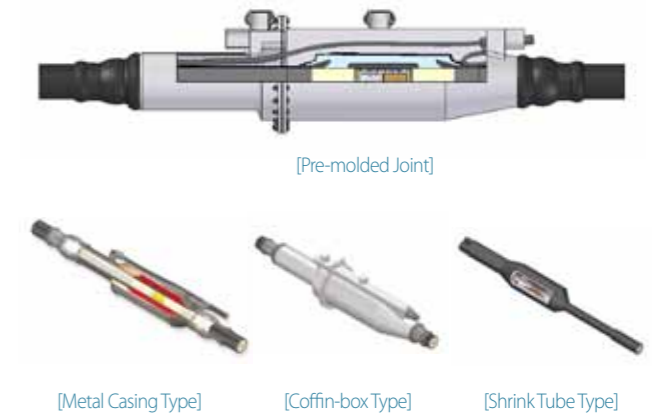
Type	Insulator Type according to IEC 62271-209	Insulator Size "L"		Base Plate "D" (mm)	Operating voltage	Cable size (mm)	Special Add-on		
		(mm)	Φ (mm)						
LSPO-01	Conventional	Fluid filled Dimension (50299-1)	583	Φ270	72.5 ~ 100kV	200SQ ~ 2500SQ	*OP: Embedded Fiber optic Joint box *SL: Surge limiter for protecting *SB: Connection by shear bolt		
LSPO-03			757	Φ320	123 ~ 170kV	200SQ ~ 2500SQ			
LSPO-05			960	Φ582	245 ~ 300kV	300SQ ~ 2500SQ			
LSPO-07			1400	Φ640	362 ~ 550kV	500SQ ~ 2500SQ			
LSPO-09			310	Φ270	72.5 ~ 100kV	200SQ ~ 2500SQ			
LSPO-11		Dry Dimension (50299-2)	470	Φ320	123 ~ 170kV	200SQ ~ 2500SQ			
LSPO-13			620	Φ475	245 ~ 300kV	300SQ ~ 2500SQ			
LSPO-15			960	Φ640	362 ~ 550kV	500SQ ~ 2500SQ			
LSPO-02			Plug-in	Fluid filled Dimension (50299-1)	583	Φ270		72.5 ~ 100kV	200SQ ~ 2500SQ
LSPO-04					757	Φ320		123 ~ 170kV	200SQ ~ 2500SQ
LSPO-06	960	Φ582			245 ~ 300kV	300SQ ~ 2500SQ			
LSPO-08	1400	Φ640		362 ~ 550kV	500SQ ~ 2500SQ				
LSPO-10	Dry Dimension (50299-2)	310		Φ270	72.5 ~ 100kV	200SQ ~ 2500SQ			
LSPO-12		470		Φ320	123 ~ 170kV	200SQ ~ 2500SQ			
LSPO-14		620	Φ475	245 ~ 300kV	300SQ ~ 2500SQ				
LSPO-16			960	Φ640	362 ~ 550kV	500SQ ~ 2500SQ			

* Non-EN Type for existing Transformer is order made designed upon request of installation conditions

HV Cable Accessory for 66 ~ 550kV LS Smart Pre-molded Joint

Application Business

The single piece pre-molded joint is based on silicone insulation embedded with two semi-conductive deflectors and one HV electrode. Without mechanical devices, the interface pressure is safely maintained with elastic retention of material itself. Upon condition of the installation outer protective casing are designed especially. For sheath sectionalizing, proper insulating layers would be included to disconnect between phases. The main insulation and components are fully examined and tested in the factory. The simplified design along with easy and smart installation meets the various needs of customers. They are currently available to the maximum allowable cable conductor size of 2500mm²



[Product Specification]

- For all types of XLPE insulated cables
- Transition free for Al to Cu conductor cable
- Maintenance free after installation
- One piece pre-molded joint based on SIR
- Easy Installation for all laying condition
- Diversion free for differential cable size
- Optimized outer casing solutions

Type	Outer casing Type	Operating voltage	Cable size	Special Add-on		
LSJU-01	Non-sheath sectionalizing	72.5 ~ 100kV	200SQ ~ 2500SQ	*OP: Embedded Fiber optic Joint box *CD: Core differential Joint for Diversion *SB: Connection by shear bolt		
LSJU-02		Coffin-box	123 ~ 170kV		200SQ ~ 2500SQ	
LSJU-03			245 ~ 300kV		300SQ ~ 2500SQ	
LSJU-04			362 ~ 550kV		500SQ ~ 2500SQ	
LSJU-05			Metal casing		72.5 ~ 100kV	200SQ ~ 2500SQ
LSJU-06					123 ~ 170kV	200SQ ~ 2500SQ
LSJU-07					245 ~ 300kV	300SQ ~ 2500SQ
LSJU-08		Metal casing/ Coffin-box	362 ~ 550kV		500SQ ~ 2500SQ	
LSJU-09			72.5 ~ 100kV		200SQ ~ 2500SQ	
LSJU-10			123 ~ 170kV		200SQ ~ 2500SQ	
LSJU-11			245 ~ 300kV		300SQ ~ 2500SQ	
LSJU-12			362 ~ 550kV		500SQ ~ 2500SQ	
LSNJ-01	Sheath sectionalizing		72.5 ~ 100kV	200SQ ~ 2500SQ		
LSNJ-02		Coffin-box	123 ~ 170kV	200SQ ~ 2500SQ		
LSNJ-03			245 ~ 300kV	300SQ ~ 2500SQ		
LSNJ-04			362 ~ 550kV	500SQ ~ 2500SQ		
LSNJ-05			Metal casing	72.5 ~ 100kV	200SQ ~ 2500SQ	
LSNJ-06				123 ~ 170kV	200SQ ~ 2500SQ	
LSNJ-07				245 ~ 300kV	300SQ ~ 2500SQ	
LSNJ-08		Metal casing/ Coffin-box	362 ~ 550kV	500SQ ~ 2500SQ		
LSNJ-09			72.5 ~ 100kV	200SQ ~ 2500SQ		
LSNJ-10			123 ~ 170kV	200SQ ~ 2500SQ		
LSNJ-11			245 ~ 300kV	300SQ ~ 2500SQ		
LSNJ-12			362 ~ 550kV	500SQ ~ 2500SQ		

* Shrink Tube Type is order made designed upon request of installation conditions

HV Cable Accessory for 66 ~ 550kV LS Reliable Oil filled accessories

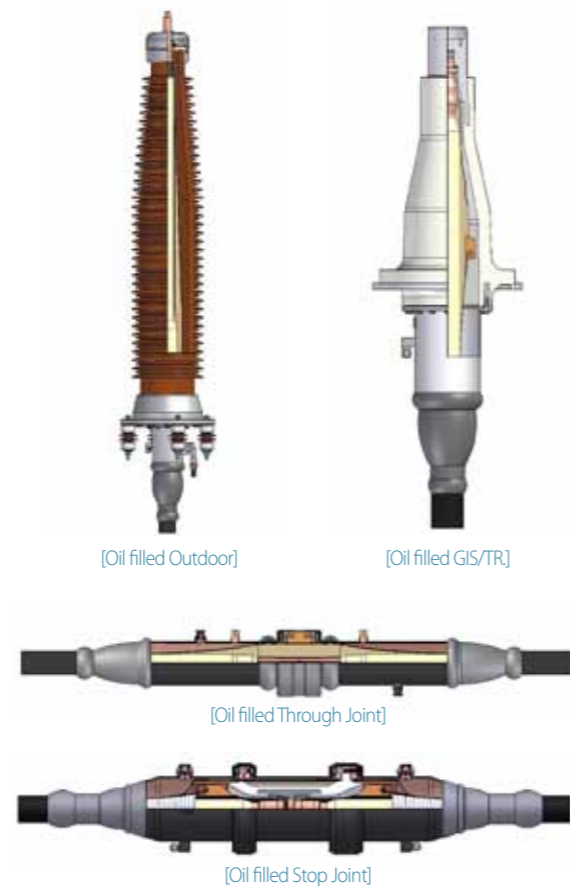
Application Business

For maintenance of existing oil filled cable system, LS can provide all type of adjustable oil filled accessories, if required with spare oil filled cable. Diversion case and transition case to XLPE system, LS oil filled accessories can be customized by means of special design with various of devices for oil feeding system. Design and scope of supply are fully complying with IEC 60141-1 and possibly adjusted needs of customers.

Moreover for management of reliable cable system LS have a capability to be optimized system engineering service and diagnosis solutions for remaining life expectancy of existing oil filled cable system.

[Product Specification]

- For all types of low pressure oil insulated cables
- Immersed Craft & PPLP insulation paper depends on cable
- Complied with IEC 60141-1 specification
- Available to Spare, Diversion and Transition to XLPE
- All kinds of devices for oil feeding system
 - Pressure tank, oil gauge & alarm system, valve & connectors



Type	Outer casing Type	Max Operating voltage	Cable size	Special Add-on
LSRO01	Oil filled Accessories	72.5 ~ 100kV	200SQ ~ 2500SQ	*PT: Pressure tank for oil reservoir *VP: Valve gauge panel *AR: Alarm monitoring device
LSRO02		123 ~ 170kV		
LSRO03		245 ~ 300kV	400SQ ~ 2500SQ	
LSRO04		362 ~ 420kV		
LSRO05		72.5 ~ 100kV	200SQ ~ 2500SQ	
LSRO06		123 ~ 170kV		
LSRO07		245 ~ 300kV	400SQ ~ 2500SQ	
LSRO08		362 ~ 420kV		
LSRO09		72.5 ~ 100kV	200SQ ~ 2500SQ	
LSRO10		123 ~ 170kV		
LSRO11		245 ~ 300kV	400SQ ~ 2500SQ	
LSRO12		362 ~ 420kV		
LSRO13		72.5 ~ 100kV	200SQ ~ 2500SQ	
LSRO14		123 ~ 170kV		
LSRO15		245 ~ 300kV	400SQ ~ 2500SQ	
LSRO16		362 ~ 420kV		

* Oil feeding devices are order made designed upon request of installation conditions

HV Cable Accessory for 66 ~ 550kV LS Fit Special accessories

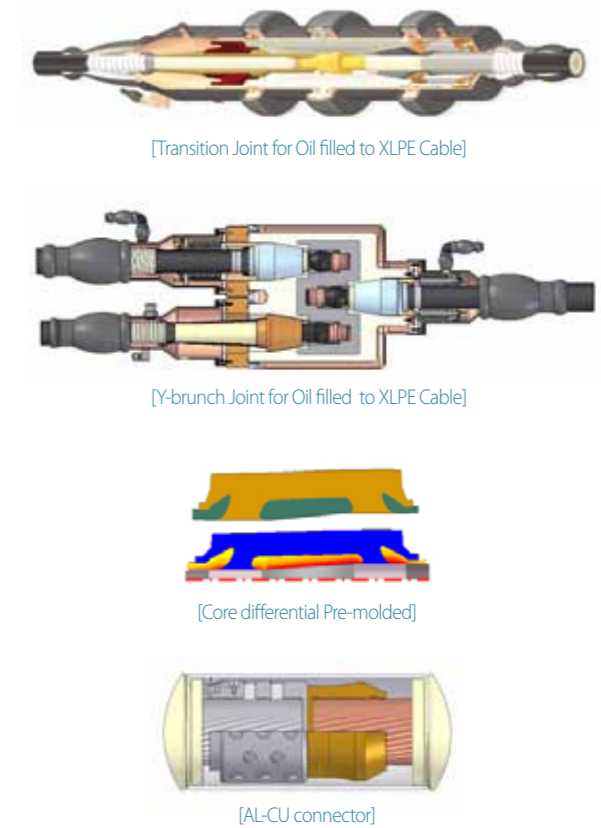
Application Business

For maintenance of existing oil filled cable system, LS can provide all type of adjustable oil filled accessories, If required with spare oil filled cable. Diversion case and transition case to XLPE system, LS oil filled accessories can be customized by means of special design with various of devices for oil feeding system. Design and scope of supply are fully complying with IEC 60141-1 and possibly adjusted needs of customers.

Moreover LS have a capability to be optimized system engineering service and diagnosis solutions for remaining Life expectancy of existing oil filled cable system.

[Product Specification]

- For all types of transition, diversion, brunch case
- Various type of Line-up depends on cable size
- Most of dimensions can be customized for existing
- Core differential Pre-molded makes slim fit size
- Shear bolt technology regardless of conductor material
- Very Easy and convenient installation method



Type	Outer casing Type	Max Operating voltage	Cable size	Special Add-on
LSFS-01	Fit Special Transition	72.5 ~ 100kV	200SQ ~ 2500SQ	*OP: Embedded Fiber optic Joint box *SH: Connection by shear bolt *SC: Connection AL-CU
LSFS-02		123 ~ 170kV		
LSFS-03		245 ~ 300kV	400SQ ~ 2500SQ	
LSFS-04		72.5 ~ 100kV		
LSFS-05		123 ~ 170kV	200SQ ~ 1200SQ	
LSFS-06		72.5 ~ 100kV		
LSFS-07		123 ~ 170kV	400SQ ~ 2500SQ	
LSFS-08		72.5 ~ 100kV		
LSFS-09		123 ~ 170kV	400SQ ~ 2500SQ	
LSFS-10		245 ~ 300kV		
LSFS-11		362 ~ 420kV	500 ~ 550kV	
LSFS-12		500 ~ 550kV		

* All of the Fit special Joint are order made designed upon request of installation conditions

HV Cable Accessory for 66 ~ 550kV LS Various types of Link box

Application Business

Link Boxes are used at the end of cable termination to gain easy access to the cable metallic sheath and to limit the transient over-voltage induced on the metallic sheath by the lightning, switching operations and fault currents. Cross bonding link boxes allow metallic sheath to be transposed at cable joints with surge voltage suppression and reduction of circulation currents. Sheath voltage limiters(SVLs) in link box are the gapless ZnO arresters, which have the insulation resistance above 100MΩ at test voltage so that the sheath insulation can be checked without disconnection of SVL. The type of SVL would be designed depends on cable system requirements.



[Buried Type]



[Gantry Mounted Type]

Type	Purpose for	Branch off	Box Type depend on Site		Applied SVL (Uc)	Bonding Lead
LSRO01	Link Box for Earthing	1-1WAY	Gantry Mounted/ Buried	Termination	3kV~21kV	Single Core
LSRO02	Link Box with SVL	1-1WAY				
LSRO03	Link Box for Earthing	3-1WAY				
LSRO04	Link Box with SVL	3-1WAY				
LSRO05	Link Box for Cross-Bonding	3-1WAY				
LSRO06	Link Box for Bonding & Earthing	3-1WAY	Buried	Joint		Concentric Core
LSRO07	Link Box for Bonding with SVL	3-1WAY				

* Include Surge voltage limiter in the link box of the is order made designed upon request of bonding cable system

HV Cable Accessory for 66 ~ 550kV LS Cable System Test termination

Application Business

It is required test terminations for high voltage test on XLPE cables and accessories. LS can provide the most convincing solution for the test termination. L-series terminations are test terminations for heating cycle voltage test. Two GIS terminations assembled to both of the test termination and the test termination is filled by SF₆ gas. The advantage of this termination type is that it is easier to make a closed test circuit compared with two outdoor terminations and enables applying test voltage under flowing current induced from current transformer. V-series terminations are test terminations only to apply test voltage to XLPE cable and accessories and consist of one set of voltage part and end part. The advantage of this termination type is that user can easily assemble between the test termination and XLPE cable by inserting the stress relief cone to the XLPE cable. Generally, the stress relief cone is rubber sleeve and SF₆ gas is filled in the terminations after assembling. Specially the V-1200 test termination is for breakdown voltage test which is used to check of performance of the test object by raising voltage up to 1200kV. It is required to assemble with epoxy condenser and insulation paper, aluminum foil to reinforce the insulating performance. LS supply the assembly manual for using the test terminations.



[V-series test termination]



[L-series test termination]

[Product Specification]

- Customized design of test voltage, interface construction
- L-series: Making closed circuit to enable heating cycle voltage test (Applying voltage to test loop under flowing current)
- V-series: Convenient preparation for impulse / AC voltage test
- V-1200: Enabling electrical performance test for breakdown test

Type	Purpose for	Test object	Max. AC voltage	Max. lightning impulse voltage	Components
L-300	Heating cycle voltage test (Type test / EQ test)	66 ~ 132kV	300kV	650kVp	Test termination
L-700		220 ~ 500kV	600kV	1,550kVp	Adapters
V-200	Electrical sample test (AC voltage / PD test / Impulse test)	66 ~ 132kV	200kV	650kVp	Two terminations (Voltage part, End part)
V-300		220 ~ 275kV	300kV	1,050kVp	
V-700		345 ~ 500kV	600kV	1,550kVp	Adapters
V-1200		~ 500kV	1200kV	2,000kVp	

HV Cable Accessory for 66 ~ 550kV

LS Learning Academy for Training

To provide stable & reliable transmission system to customer, it is essential that providing best product with installation solution. LS Learning Academy have been providing the training service through optimized training course to satisfy for trainee's requirements.

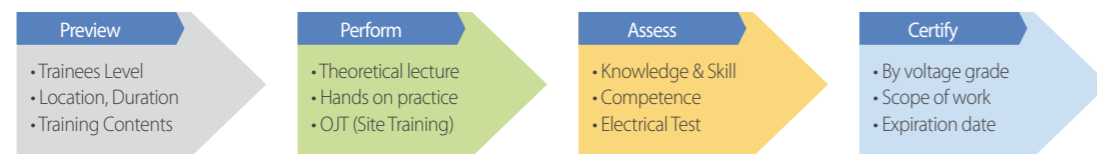
Training Course

Whatever trainee's level, LS can do the planning for the graded training course as per participant's group, level and experience.

Trainee		Course	Duration
Group	Level		
Jointers	Assistant Jointer	Jointer course III	4 weeks
	Jointer	Jointer course II	3 weeks
	Chief Jointer	Jointer course I	2 weeks
Engineers	Site Engineer	Basic engineer course	1 week
	Project Manager	Advanced engineer course	2 weeks



[Training facility of LS Learning Academy]



[Training Course Preview]

Training Facility

The new-built training facility specialized for the practical training course enables the realization of key performance on site.



[Cable Accessory Show Room]



[Practice Room for the Splice]



[Pit for the Termination]



[Lecture Class room]



[Prayer Room]



[Vertical tower for Outdoors]

The Curriculum of training is provided for customizing of jointer and engineer course with proper education materials. After completions of training course successfully, certification could be awarded as well.

Training Curriculum

Training plan for Jointer course		Training plan for Engineer course
To improve technician's skill & knowledge for EHV System - Understand general theory of Extra High Voltage cable system - Be familiar with the Drawing, Manual and Check List - Have the skill for treatment Cable and Accessories - Fool proof through hands on practice	Purpose	To improve engineer's knowledge & project management - Understand intensive theory of extra EHV cable system - Be familiar with the Drawing, Manual and Check List - Have the capability for risk & quality management
[EPC Partners] The local jointers who will install LS cable accessory [Client & End users] The Maintenance & Operation technicians who employ Power electric utilities & company	Target Group	[EPC Partners] The local engineers who will manage PIT using LS Product [Client & End users] The design engineers, project managers, consultants who employ Power electric utilities & company
[EPC Partners] Be a certified jointer by LS to perform jointing work at site [Client] Be a skillful technician to perform jointing work by themselves in case of emergency or repairing works.	Expected Result	[EPC Partners] Be a LS local partners as distributor or installer. [Client] To be an expert for the extra high voltage cable system
• Understanding for the EHV Products and Installation • Hands on practice for splicing & terminating work • How to do on site test • On the job training at actual installation site • Cable & Accessory manufacture line tour	Training Subject	• Understanding for EHV Products, Engineering and Installation • Watching on splicing & terminating work • Maintenance work • On the job training at actual installation site • Cable & Accessory manufacture line tour



Educational Material



Certification



HV Cable Accessory for 66 ~ 550kV

LS Tools for Jointing installation

For most convenience and easy installation, LS can provide suitable various tools classified by special & general.

Special Tools

The special tool would be required to ensure best performance of LS cable accessories.

ALL	 <p>[Pump] [Head & Dies]</p>	
	<p>Hydraulic Pressure Pump set of compression for Cu conductor</p> <p>Electric torque wrench of bolting for AL/Cu conductor</p>	
JOINT		
	<p>Sleeve Inserting tool (Manual with chain block)</p> <p>Grooving Tool</p>	


General Tools

The general tool would be used conventional however If required, LS can provide advanced one as below.

ALL				
	<p>Insulation stripper AL Sheath Cutter Belt Sander Edge Beveling Tool</p>			

Tools Operation

During training course LS trainers would guide the using method of various tools for smart installation.



Tools Specification

Item	Specification	Applied for
Hydraulic Pressure Pump	700 kgf pump 100/150 Ton Head	Apply 100 ~ 150Ton Head depend on conductor & Insulation
Electric torque wrench	150 ~ 3 00 Nm torque	For all kinds of termination and joint
Sleeve Inserting tool	70 kg, manual type	For all kinds of joint
Grooving Tool	4.2 kg	S size : Ø50 ~ 90 diameter L size : Ø90 ~ 130 diameter
Edge Beveling Tool	0.1 kg	For Ø50 ~ 130 diameter
Insulation stripper	3.2 kg	S size : Ø60 ~ 90 diameter L size : Ø90 ~ 130 diameter
AL Sheath Cutter	3.1 kg	S size : Ø85 ~ 125 diameter L size : Ø130 ~ 170 diameter
Belt Sander	2.8 kg	Sand paper : 50W * 650L, #220 ~ 320

RESEARCH & DEVELOPMENT



Conducting research for sustainable growth and customer's future

The electrical power and ICT industries will play key roles in the future of the energy industry. In order to take the lead, these industries will require state-of-the-art technology to transmit large quantities of electric power over long distances without loss and innovative solutions for transmitting large amounts of data faster and reliably.

LS Cable & System focuses on R&D for securing core technologies for the future and continuously implements them. With increasing consumer demand to supply power to households and business that are integral to growth and production across the world, LS Cable & System is at the forefront of research and development on the future of the cable industry continuing its customer focus and manufacturing products.



Developing next-generation cable systems for the tomorrow of the energy industry

LS Cable & System has secured advanced next-generation cable system technologies by investing R&D in telecommunication and industrial cables with a focus on the energy sector including extra high voltage and submarine cables. In particular, we are looking towards the future by primarily focusing on developing superconducting cable systems that can transmit large quantities of electricity without any power loss, world-best HVDC/HVAC submarine cable systems, environmentally-friendly DC distribution networks, and core components for electric vehicles as next-generation growth engines.



GLOBAL NETWORK

More than 60 Factories,
Sales and Production Sites
in 20 Countries.

- Factory
- Sales office
- Branch office



KOREA



Gumi Plant
EHV / MV / LV cable
UTP, Coaxial cable
SCR, Magnet wire
Overhead cable, Bus duct



Indong Plant
Optical fiber
Optical cable



Donghae Plant
Submarine cable
Industrial specialty cable

CHINA



LSHQ(Yichang)
EHV / MV / LV cable
Industrial specialty cable



LSCW(Wuxi)
Industrial devices cable
Automotive cable
Harness & module
Aluminum, Bus duct

VIETNAM



LS-VINA(Haiphong)
EHV / MV / LV cable
SCR, ACSR
Overhead cable



LSCV(HO Chi Minh)
MV / LV cable
UTP, Optical cable
Overhead cable

INDIA



LSCI(Bawal)
EHV / MV / LV cable
Coaxial cable
Overhead cable

USA



LSCUS(Tarboro)
MV / LV cable
Control, Instrument cable

POLAND



LS EV Poland./LSCP (Dzierzoniow)
Automotive battery components
Optical cable



www.lscns.com

HV CABLE ACCESSORY FOR 66-550kV

12-17F, LS Tower, 127, LS-ro, Dongan-gu, Anyang-si, Gyeonggi-do, 14119, Korea
Tel. 82-2-2189-9114 E-mail. wind4413@lscns.com

©2020 LS Cable & System Ltd. All right reserved.

This product or document is protected by copyright and distributed under licenses restricting its use, copying, distribution, and recompilation. No part of this product or document may be reproduced in any form by any means without prior written authorization of LS Cable&System and its licensors, if any.

Products shown on this catalog are subject to change without any prior notice.